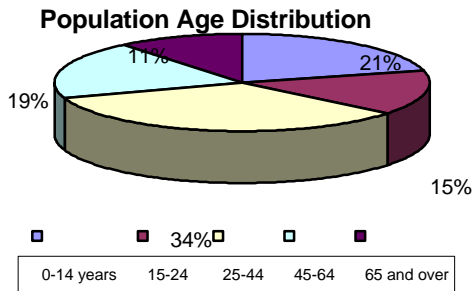


ORANGE COUNTY

DEMOGRAPHIC AND ECONOMIC INDICATORS*

POPULATION	803,614	
SEX		
Male	397,926	49.52%
Female	405,688	50.48%
RACE		
White	654,069	81.39%
Black	127,282	15.84%
Other	22,263	2.77%
AGE		
0-14 years	169,035	21.03%
15-24	118,633	14.76%
25-44	273,060	33.98%
45-64	156,039	19.42%
65 and over	86,847	10.81%



HOUSEHOLDS	311,300
Per Household EBI*	\$ 44,535
Median Household EBI	\$ 35,015
Under \$20,000	24.70%
\$20,000-34,999	25.30%
\$35,000-49,999	19.50%
\$50,000 & over	30.50%

*-Effective Buying Income is personal income less personal tax & non-tax payments.

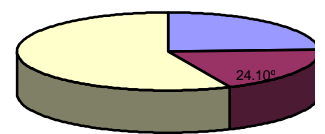
EDUCATION
 Population, Age 18+
 Non-High School Graduate
 High School Graduate
 Some College
 College Graduate
 Post Graduate

MAJOR EMPLOYERS
 Walt Disney World
 Florida Hospital
 Orlando Regional Healthcare
 Universal Studios Florida
 Lockheed Martin
 Central Florida Investments
 Publix Supermarkets, Inc.
 University of Central Florida
 AT&T (Wireless)
 SunTrust

MAJOR GOVERNMENT EMPLOYERS
 Orange County Public Schools
 State of Florida
 Orange County Government
 United States Postal Service
 City of Orlando

EMPLOYMENT GROWTH/
 Total Employed
 Growth
 Percent Change
 Unemployment Rate

WORK FORCE BY EMPLOYMENT TYPE
 Service
 Blue collar
 White collar





Service Blue collar White collar



604,700	
74,400	11.90%
198,100	36.10%
206,300	31.90%
81,800	12.30%
44,100	7.80%

**#
Employees**

	50,000
	9,078
e	8,300
	7,000
	6,829
	6,000
	4,852
l	4,844
	3,928
	3,216

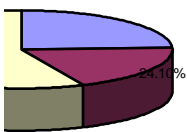
EMPLOYERS	# Employees
ols	22,000
	13,300
t	9,238 *
è	4,715
	3,202

UNEMPLOYMENT RATES

571,654
27,511
5.10%
3.10%

EMPLOYMENT TYPE

24.10%
19.10%
56.80%



19.10%



19.10%

White collar

